

## ENDOSCOPY SERVICE: OUR SERVICE

The Bon Secours Hospital Cork Endoscopy unit cares for adults, both inpatients and outpatients, who are undergoing investigative and therapeutic procedures via an endoscope which look inside the body. The Endoscopy department provides a compassionate and understanding approach to the patient who is at a vulnerable and uncertain stage in their diagnosis and treatment.



(021) 480 1693



08.00 - 16.00



The Bon Secours Hospital Cork has a newly refurbished Endoscopy unit, built with patient safety and comfort in mind. There are five endoscopy rooms equipped to the highest standards and we pride ourselves on providing an informative and friendly service.

*The Endoscopy department at the Bon Secours Hospital Cork offer a range of procedures and services which are:*



- **Bronchoscopy:** Examination of the trachea (windpipe), the bronchi (airway branches and some of the lungs).
- **Colonoscopy:** Examination of the lining of the large bowel.
- **Cystoscopy:** Examination of the inner lining of the bladder.
- **ERCP:** Detailed x-ray examination of the bile duct and / or pancreas to remove stones or to place a tube if there are narrowed areas.
- **Gastroscopy:** Examination of the lining of the oesophagus (gullet) stomach, and duodenum which is the first part of the small intestine.
- **Helicobacter Pylori / Breath Test:** A test performed to detect bacteria in the stomach using fasting breath samples (GI Physiology Laboratory).
- **24 Hours PH Manometry Study:** (GI Physiology Laboratory).
- **Flexible Sigmoidoscopy:** An examination of the lower bowel.



The Endoscopy Department is open from Monday - Friday for general procedures and services. In addition to this, an on-call service via theatre on staff is provided which provides extended / emergency service offering where applicable. This service is in operation outside the standard working hours described above and is available every day that the hospital is open.

## ENDOSCOPY SERVICE: OUR SERVICE



### Sigmoidoscopy

A sigmoidoscopy is a diagnostic test used to check the sigmoid colon, which is the lower part of your colon or large intestine. This section of your colon is close to your rectum and anus.



### EBUS

Endobronchial Ultrasound (EBUS) is a minimally invasive but highly effective procedure used to diagnose lung cancer, infections & other diseases causing enlarged lymph nodes in the chest.



### Colonoscopy

During a colonoscopy, a long flexible tube (colonoscope) is inserted into the rectum. A tiny video camera at the tip of the tube allows the doctor to view the inside of the entire colon.



### Bronchoscopy

Bronchoscopy is a procedure to look directly at the airways in the lungs using a thin, lighted tube (bronchoscope). The bronchoscope is put in the nose or mouth. It is moved down the throat and windpipe (trachea) and into the airways.



### Helicobacter Pylori / Breath Test

The H. Pylori Breath Test involves breathing into a balloon like bag. It's a safe & easy way to detect H. Pylori bacteria, diagnose H. Pylori infection, & determine if treatment cured the infection. H. Pylori infection is a major cause of peptic ulcer disease.



### ERCP

Endoscopic Retrograde Cholangiopancreatography or ERCP is a procedure to diagnose and treat problems in the liver, gallbladder, bile ducts and pancreas. It combines X-Ray & the use of an endoscope - a long, flexible, lighted tube.



### Gastroscopy

A gastroscopy is performed using a thin, flexible tube (gastroscope) which has a camera and a light on the tip used to look at the area being examined.

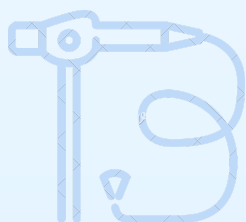


### Cystoscopy

Cystoscopy is a procedure that lets the healthcare provider view the urinary tract, particularly the bladder, the urethra and the opening to the ureters.

## ENDOSCOPY SERVICE: OUR FACILITIES

The Bon Secours Hospital Cork Endoscopy unit care for adults, both inpatients and outpatients who are undergoing investigative and therapeutic procedures via an endoscope which looks inside the body. The Endoscopy department provides a compassionate and understanding approach to the patient who is at a vulnerable and uncertain stage in their diagnosis and treatment.



The Bon Secours Hospital Cork has a newly refurbished endoscopy unit, built with patient safety and comfort in mind. There are five endoscopy rooms equipped to the highest standards and we pride ourselves on providing an informative and friendly service. There are fourteen consultants' practicing within the unit. The consultant team is supported by a team of highly skilled professional nursing, healthcare assistants clerical and catering staff to ensure a quality patient experience.

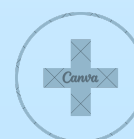

The Endoscopy Department is open Monday to Friday from 07.00 to 19.30. The unit can be contacted on (021) 454 2807. Patients requiring an emergency service out of hours will be processed in theatre. Patients who require endoscopy procedures under the age of 16 are accommodated in the theatre department, with prior communication with theatre management to schedule a session.

## LOCATION

The Endoscopy Unit at Bon Secours Hospital Cork (BSHC) is situated on the second floor in Block 11 (new wing) and can be accessed from the main hospital entrance or rear entrance to Block 11 via the link bridge.



There is a lift at the entrance to Block 11 and the Endoscopy Unit is on the second floor. There is clear signage and signposting leading to the endoscopy service from the main hospital entrance and within each area of the unit. Patients are discharged via St. Joseph's corridor. It is clearly signposted from the main hospital reception area.



## ADMISSION AREA


1. A waiting room for patients on arrival to the unit (see 1 below).
2. 4 individual admission bays, two individual patient toilet facilities, one of which is wheelchair accessible, a nurses station (see 2 below).
3. Five single patient pods, with nurses' station (see 3 below).



1



2

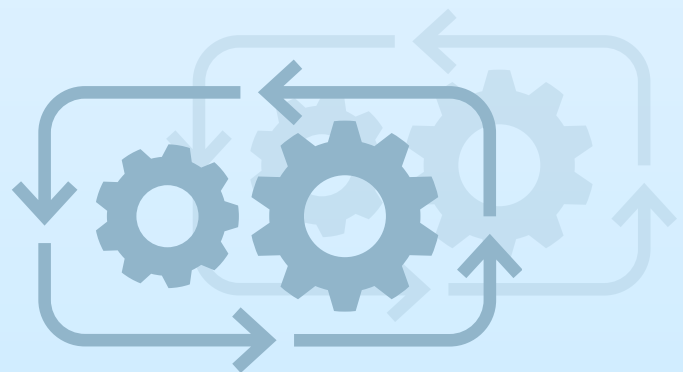


3

## PROCEDURAL AREA

### Four Procedural Rooms:

- Procedure Room 1: COSMOS
- Procedure Room 2: EVIS
- Procedure Room 3: LUCERA
- Procedure Room 4: OLYMPUS



10

## RECOVERY AREA


1. Thirteen individual recovery bays comprising of:
  - a. Seven individual rooms with ensuite toilet facilities
  - b. Two recovery rooms each containing three recovery pods with toilet facilities



## RECOVERY AREA

### 2. A discharge lounge comprising of two rooms:

- One room containing six recliner chairs, with two toilet facilities one of which is wheelchair accessible.
- Second room contains 3 recliner chairs with one toilet facility.
- Each area has a nurse's station.



In the event that the patient required bowel preparation pre procedure, the patient is facilitated in one of the seven individual rooms.

### Other accommodation consists of:

- Decontamination Facilities (separated into clean and dirty areas), with swipe access.
- Sluice room with chemical cupboard.
- Storeroom.
- A resource room which functions as communication room.

All areas within the unit are equipped with piped oxygen, suction, emergency bell, patient call bells and a resuscitation trolley.

